



The Door to Quality.

5216 / 5916

ALL-STEEL SANDWICH CARRIAGE HOUSE DOOR



www.chiohd.com

C.H.I. OVERHEAD DOORS



Pictured. 16' x 7' 5216 white door with optional cascade inserts and spade hardware



8' x 7' 5916 white with optional arched madison window inserts and barcelona hardware

MODEL 5216	Short Stamp, Polyurethane Insulated
MODEL 5916	Long Stamp, Polyurethane Insulated

- 2" door sections are formed from 26-gauge exterior galvanized draw quality steel
- High-density CFC⁷ free polyurethane injected core
- Extra heavy paint system² available in white, almond, sandstone or brown
- Accents wood tones available in cedar, mahogany, dark oak and light oak
- Glazing options include standard glass and glue chip glass with numerous optional insert designs
- Optional Endurance and Appearance Package³ upgrades available
- Long-lasting rollers assure consistent, efficient operation
- Bottom weather seal utilizes an aluminum retainer and extruded virgin vinyl
- Concealed steel plates run continuously from top to bottom of each section for fastening hardware
- Hinges are stamped from galvanized steel in a "wide body" pattern for greater stability and longer life
- One set of spade decorative hardware is standard for all doors. Optional Barcelona⁶ or Wrought Iron designs replicate an old-world look
- Exterior decorative hardware includes 4 hinges, 2 handles and pop rivets for mounting to face
- Calculated R-value¹: 16.55

For additional information, please see numbered end-notes on backside.

These models are available in



FEATURES

INNOVATIVE. THERMALLY-BROKEN.

WINDOW & GLASS OPTIONS

Add a touch of elegance and complement the outside of your home with the addition of decorative and designer glass options from C.H.I. These options are an investment designed to improve the natural beauty of your exterior while adding to the value of your home.



The Door to Quality.

STANDARD WINDOW DESIGN TRIMS



Cascade



Stockton



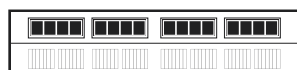
2-2 Piece Arched Stockton



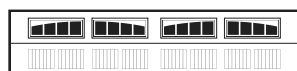
3 Piece Arched Stockton



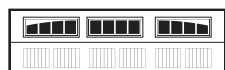
4 Piece Arched Stockton



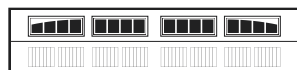
Madison



2-2 Piece Arched Madison



3 Piece Arched Madison



4 Piece Arched Madison


DESIGNER LITES[®]



Plain



Tinted



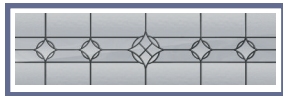
Glue Chip



Obscure



LaSalle



Newport



Hampton



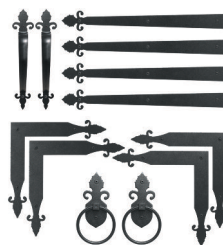
Florence

EXTERNAL HARDWARE

Stamped



Barcelona



Wrought Iron



Outside Lock



C.H.I. Overhead Doors is pleased to use DOW[®] insulation products in our urthane core garage doors.

All information presented is based on the specifications and features available at the time of printing and is subject to change without notice.

ENDURANCE AND APPEARANCE PACKAGES³

Appearance Package. All hardware (excluding torsion shafts, drums, springs and cables), track and struts are powder coated white. White 10 ball nylon rollers included.

Endurance Package. Includes everything in the **Appearance Package** above, plus 25,000 cycle springs and a Lifetime Warranty to original homeowner on all hardware and springs.

VISIT YOUR DOOR PROFESSIONAL AT:

C.H.I. Overhead Doors are manufactured in Arthur, Illinois, USA.

FOOTNOTES

1. R-value testing is in accordance with ASTM C518 standards.
2. Extra heavy paint system consists of .25 mil. primer with rust inhibitor and a .75 mil. coating of baked-on polyester paint.
3. Endurance and Appearance Packages are standard white, custom colors are available at an extra charge.
4. All designer lights are either transparent or semi-transparent. For all available window options, please see our Glass Option Brochure, or visit your C.H.I. Overhead Doors Distributor.
5. Two-tone color variation exists with Accents wood tone. For all color selections contact your local C.H.I. distributor for exact color samples.
6. Barcelona hardware options include handles or pull-rings and hinges or corner brackets. Pull-rings and corner brackets are an additional charge.
7. Chlorofluorocarbon (CFC) free.



COLOR SELECTIONS⁵

accents

WHITE

ALMOND

SANDSTONE

BROWN


DARK OAK

LIGHT OAK

MAHOGANY

CEDAR

DOOR CONSTRUCTION



These models are injected with polyurethane insulation. The thermally-broken tongue and groove section joint includes a continuous weather seal offering exceptional protection from the elements.

5216/5916R-value¹ - 16.55

FLIER NUMBER_M5216-1010R8

WINDBREAKER SERIES and iSERIES

Wind can be unpredictable and destructive. This is why C.H.I. Windbreaker Series and iSeries doors are wind chamber tested to ensure wind-load resistance. These extra-sturdy designs provide enhanced defense against the elements.

C.H.I. OVERHEAD DOORS 1485 Sunrise Drive | Arthur, Illinois 61911 | www.chiohd.com